
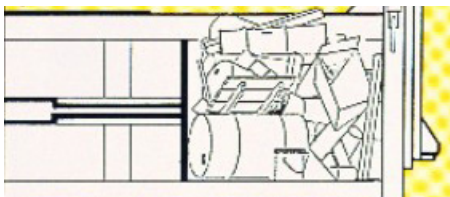


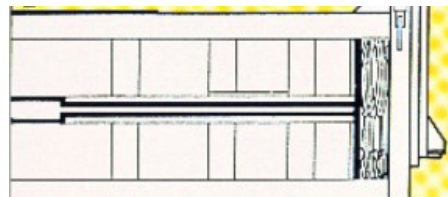
SEBRIGHT MODEL PRE-CRUSHER



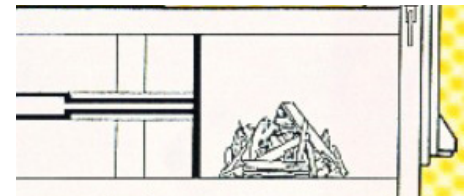
Exclusively designed to be an integral part of the compactor. Not an add-on or after thought. Ideal for **pallet, drum crushing, product destruction**, and to achieve maximum density. Built to take the abuses of high compaction forces.



Cylinder retracted / chamber loaded



Cylinder extended / material pre-crushed



Cylinder retracted / Results of pre-crushing

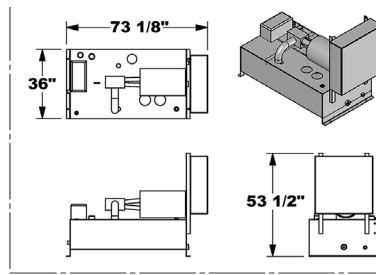
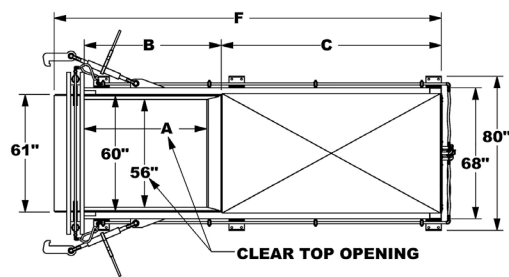
- Long Motor Life - T.E.F.C. (Totally Enclosed Fan Cooled)
- 5 Inch solid steel wall - with 2" thick steel guide plates on each side
- Stress designed support system. All above the chamber eliminating material from wedging in the guide tracks
- High Tech PLC driven control panel
- Option to by-pass the Pre-Crusher
- Extra heavy duty frame and ram - heavy structural plate with ship and car channel construction
- AR floor and sides (Abrasive Resistant AR 235 Alloy)
- Nylatron guide shoes; 3 shoes each side
- With a resultant ram force rating of up to 74 and 113,100#'s of compaction force, waste material is reduced to a fraction of the original volume
- Capable of crushing at one force and compacting at a different force setting

Call Toll Free
1-800-253-0532

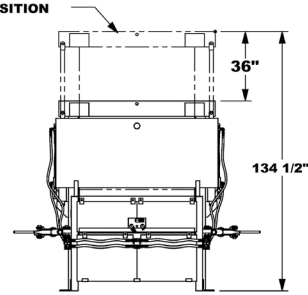

Sebright Products, Inc.,
127 N. Water St.
Hopkins MI 49328



The Densification Specialists



PHANTOM LINES SHOW THE PRECRUSHER WALL IN THE RAISED POSITION



Model Number	"A"	"B"	"C"	"D"	"E"	"F"
5260PC	42	50	89	148	17	154
7460PC	63	71	113	194	20	200
9860-2-6 PC	87	95	137	242	20	248
12860-2-6	117	125	167	272	20	278

Model Number	Cu. Yd	Motor Pump	Pump GPM	No. of Cyls.	Cyl. Bore	Cyl. Stroke	Max PSI	Ram Face Sq. In.	Resultant Ram Force	Cyl. Force	Cycle Time	Cu. Yd. Hour	Reservoir Gal.	Base Unit Weight (lbs.)
5260-1 PC	2	20	16 / 30	1	6	68	2,000	1,530	37	56,540	38	180	140	26,640
5260-2 PC	2	30	20 / 43	2	6	68	2,000	1,530	74	113,100	57	126.3	140	21,340
7460-1 PC	4	20	16/ 30	1	6	92	2,000	1,530	37	56,540	63	137	140	22,142
7460 HD PC	4	20	16 / 30	1	7	92	2,000	1,530	50	76,960	83	103	140	22,842
7460-2 PC	4	30	20 / 43	2	6	92	2,000	1,530	74	113,100	72	120	140	23,042
9860-2-6 PC	6	30	20 / 43	2	6	116	2,000	1,530	74	113,100	71	162	140	26,705
12860-2-6	8	30	20 / 43	2	6	146	2,000	1,530	74	113,100	98	192	140	29,425



Sebright Products, Inc
 Phone: 269-793-7183 ** Fax: 269-793-4022
 Toll Free: 800-253-0532
 www.sebrightproducts.com

Due to product improvement, the manufacturer reserves the right to alter or amend, without notice, any of these specifications and/or dimensions.

All machines and accessories are primer coated and finish painted. Standard color chart is available upon request.

Complete Line of Solid & Wet Waste Handling Equipment includes:

Sebright Products, Copyright 2016

Stationary Compactors * Self Contained Compactors * Precrushers * Hydraulic Dumpers* Densifiers *
 Construction Compactors * High Density Extruders * Belt Filter Presses * Xtractors * Conveyors * X³Cyclers